



CITY OF DANBURY

155 DEER HILL AVENUE
DANBURY, CONNECTICUT 06810

DEPARTMENT OF PERMIT COORDINATION BUILDING DEPARTMENT

DATE: April 20, 2007
TO: Common Council
C: Mayor Mark Boughton

Re: Common Council Report for Permit Center and Building Department

On behalf of the Permit Center and Building Department the following report is submitted for your review. This report is for the period of March 1st to the 31st 2007. The report consists of statistical data on applications with their associated permits. Included in this month report are charts showing the breakdown of statistics by Residential and Commercial permit types. I have also attached my standard text type reports. These data reports will compare this month's statistics with the previous year.

Report Outline:

Permit type = Type of subject permit.

Valuation = is the cost of construction for permit type.

Issued = Number of permits issued of that permit type

Fees = Amount of monies collected for permit type.

Sean P. Hearty

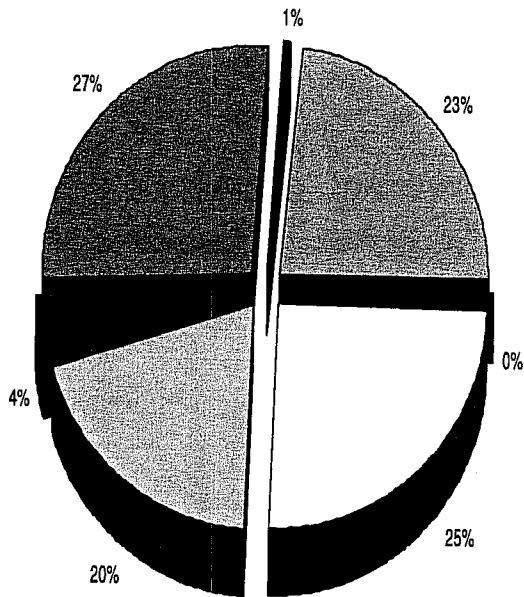
DIRECTOR

LEO P. NUILL


BUILDING OFFICIAL

Residential & Commercial by Application Type

RESIDENTIAL APPLICATION TYPES
March 1st - March 31, 2007




Commercial Permit Statistics By Application Type
March 1st to March 31st 2007



■	■ ACCESSORY BUILDING	□ RESIDENTIAL ADDITION	□ RESIDENTIAL ALTERATION
■ ROOFING PERMIT	■ RESIDENTIAL SINGLE FAMILY	■ SIDING PERMIT	□ RES TWO FAMILY HOME
■ RES FIVE PLUS FAMILY HOME ■			

■ COMMERCIAL ALTERATION	■ COMMERCIAL CONVERSION	□ COMMERCIAL FOUNDATION ONLY
□ COMMERCIAL NEW CONSTRUCTION	■ COMMERCIAL ADDITION	

PERMITS ISSUED
March 1st - March 31, 2007



PERMIT STATISTICS BY PERMIT TYPE
 BUILDING DEPARTMENT

PERMIT TYPE	CURRENT PERIOD			YTD		SAME PERIOD PREV YEAR		PREV YEAR YTD	
	VALUATION	3/01/07- ISSUED	3/31/07 FEES	7/01/06- ISSUED	3/31/07 FEES	3/01/06- ISSUED	3/31/06 FEES	7/01/05- ISSUED	3/31/06 FEES
BUILDING PERMIT	2316349	46	26081.00	681	353562.00	130	173965.00	1119	882289.10
BUILDING PERMIT COMM/INDUST.	44814657	18	806688.00	176	1383445.00	12	18342.00	141	1177475.00
BUILDING PERMIT SIGNS	0	7	127.60	57	2222.00	12	505.45	77	5014.35
CHANGE IN USE (NO CONST. COST)	0	0	.00	3	150.00	0	.00	4	200.00
CHIMNEY PERMIT	0	0	.00	1	61.00	0	.00	2	133.00
COMM ELECTRIC PERMIT	38875500	16	.00	143	649.00	9	249.00	118	1282.00
COMM PLUMBING PERMIT	38838000	13	72.00	105	9159.00	3	105.00	80	1032.00
DEMO PERMIT	6000	1	240.00	20	7804.00	7	4552.00	38	18068.00
ELECTRIC PERMIT	12092062	66	9392.00	805	41940.00	135	6506.00	1051	36763.00
FIRE MARSHAL CARNIVAL PERMIT	0	0	.00	3	225.00	0	.00	2	150.00
FIRE MARSHAL PERMIT	0	21	.00	194	.00	26	.00	199	.00
FIRE SUPPRESSION SYSTEM PERMIT	4782226	18	942.00	81	5483.00	12	3809.00	91	9492.00
FOOD SERVICE	0	7	625.00	29	2375.00	1	125.00	17	1250.00
FUEL TANK INSTALLATION	0	3	165.00	47	2620.00	6	330.00	41	2255.00
GRADING PERMIT	12054	7	5460.55	52	13032.90	5	1372.50	97	15698.75
HIGHWAY DEPARTMENT	18347	9	1622.00	91	9499.00	9	897.00	81	9628.90
HVAC	40734404	44	1505.00	525	25602.00	87	2994.00	782	29650.00
P&Z HOME OCCUPATION	0	0	.00	3	150.00	0	.00	2	100.00
PLANNING & ZONING SIGNS	0	5	156.00	56	5454.00	12	1235.00	78	14967.50
PLUMBING PERMIT	1834088	24	194.00	412	11680.00	86	665.00	653	9082.00
POOL PERMIT (BLDG)	171000	3	2024.00	25	9647.00	4	1210.00	26	6248.00
REVISED COST COMM/INDUST.	0	0	.00	0	.00	0	.00	1	36.00
REVISED COST RESIDENTIAL	0	0	.00	0	.00	0	.00	1	550.00
SEPTIC PERMIT	0	5	250.00	20	1875.00	4	500.00	29	3325.00
SEPTIC REPAIR PERMIT	0	2	75.00	54	3450.00	8	600.00	73	5250.00
SEWER PERMIT ASSESSED	0	4	800.00	75	14800.00	5	1000.00	26	4800.00
SEWER PERMIT ASSESSED CCBD	0	0	.00	1	200.00	0	.00	0	.00
SEWER PERMIT ASSESSED (OLD)	0	0	.00	1	200.00	0	.00	0	.00
SEWER PERMIT NON ASSESSED	0	8	7100.00	52	152700.00	11	51700.00	15	3000.00
SEWER PERMIT NON ASSESSED (OLD)	0	0	.00	6	16200.00	2	1900.00	90	519100.00
WATER PERMIT ASSESSED	0	0	.00	13	2600.00	1	.00	54	118300.00
WATER PERMIT ASSESSED (OLD)	0	0	.00	0	.00	0	.00	43	8400.00
WATER PERMIT ASSESSED CCBD	0	0	.00	2	400.00	0	.00	3	3100.00
WATER PERMIT NON ASSESSED	0	11	68200.00	95	246106.73	12	71900.00	0	.00
WATER PERMIT NON ASSESSED (OLD)	0	0	.00	5	6500.00	2	1900.00	114	752500.00
WELL PERMIT	0	2	100.00	13	600.00	0	.00	67	141900.00
WOOD STOVE PERMIT	0	0	.00	16	880.00	0	.00	10	500.00
ZONING STRUCTURE PERMIT	46233063	41	28395.00	486	107480.00	66	13620.00	25	1375.00
TOTALS:	226423750	381	960214.15	4348	2438751.63	667	359981.95	5762	3904419.60
SQUARE FOOTAGE TOTAL:		746							

FEES LISTED ARE FEES COLLECTED

* - NOT COUNTED IN TOTAL ISSUED

APPLICATION TYPE

APPLICATION TYPE	THIS PERIOD				SAME PERIOD PREV YEAR			
	APPLS	PERMITS	PRMT VALUATN	FEES	APPLS	PERMITS	PRMT VALUATN	FEES
ACAP ACCESSORY APARTMENT	0	0	0	.00	1	1	9500	121.00
ACC ACCESSORY BUILDING	1	1	2700	44.00	5	5	68090	814.00
MULT MULTI FAMILY:FOUNDATION ONLY	4	4	954832	10560.00	0	0	0	.00
RADD RESIDENTIAL ADDITION	5	5	328000	3663.00	7	7	343000	3850.00
RALT RESIDENTIAL ALTERATION	21	21	254835	3069.00	49	49	791231	9339.00
RETW RETAINING WALL	6	6	69410	858.00	0	0	0	.00
ROOF ROOFING PERMIT	5	5	52072	638.00	18	18	214050	2629.00
SIDE SIDING PERMIT	1	1	9500	121.00	4	4	41500	506.00
101 RES SINGLE FAMILY HOME	2	2	345000	3817.00	33	33	6077250	67397.00
103 RES TWO FAMILY HOME	1	1	300000	3311.00	2	2	185000	2057.00
105 RES FIVE PLUS FAMILY DWELLING	0	0	0	.00	11	11	14344250	87252.00
TOTALS:	46	46	2316349	26081.00	130	130	22073871	173965.00
TOTAL SQUARE FOOTAGE:			0					

PREPARED 4/24/07, 8:27:45
 PROGRAM BP220L
 City of Danbury

PERMIT STATISTICS BY APPLICATION TYPE
 FOR THE PERIOD 3/01/07 THRU 3/31/07
 FOR ISSUED PERMITS OF PERMIT TYPE - BUILDING PERMIT COMM/INDU
 DEPARTMENT - *ALL

APPLICATION TYPE

APPLICATION TYPE	THIS PERIOD				SAME PERIOD PREV YEAR			
	APPLS	PERMITS	PRMT VALUATN	FEES	APPLS	PERMITS	PRMT VALUATN	FEES
CALT COMMERCIAL ALTERATION	15	15	6374157	114750.00	7	7	384300	6930.00
CMFD COMMERCIAL FOUNDATION ONLY	1	1	10000	180.00	1	1	20000	360.00
CONW COMMERCIAL NEW CONSTRUCTION	0	0	0	.00	2	2	495000	8910.00
437 COMMERCIAL ADDITION	2	2	38430500	691758.00	2	2	119000	2142.00
TOTALS:	18	18	44814657	806688.00	12	12	1018300	18342.00
TOTAL SQUARE FOOTAGE:			0					